

6-DZF-24.9

Applications

- › Electric vehicle
- › Electric wheelchair
- › Electric scooter
- › Electric play car for children
- › Garbage truck
- › Patrol car

General Features

- › High Corrosion Resistant Performance: Pb-Ca multi-alloy grid
- › High Energy Density and Power Density
- › Excellent Charge Acceptance Ability
- › Strong High and Low Temperature Performance
- › Optimized Capability of instant High-current Discharging
- › Low self-discharge rate

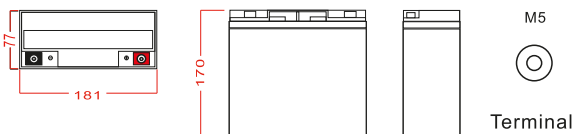


Specification

Nominal Voltage	12V
Nominal Capacity	24.9Ah
Design life	5 years
Terminal	M5
Approx. Weight	Approx7.00kg (15.47lbs)
Container Material	ABS
	30.0Ah 20Hour Rate (1.50A to 10.5V)
	28.0Ah 10Hour Rate (2.80A to 10.5V)
	24.9Ah 3Hour Rate (8.30A to 10.5V)
	Discharge: -20 ~50°C(-4~ 122°F)
Operating Temperature	Charge: -20 ~50°C(-4~ 122°F)
	Storage: -20 ~50°C(-4~ 122°F)
	Float Use:13.7-13.9V@25°C
Charge Method (25 °C)	Cycle Use :14.7-14.9V.@25°C
	Max charge current 4.0A
Self discharge	3% of capacity declined per month at 25°C



Dimension: 181(L)×77(W)×170(H)×170(TH) Unit: mm



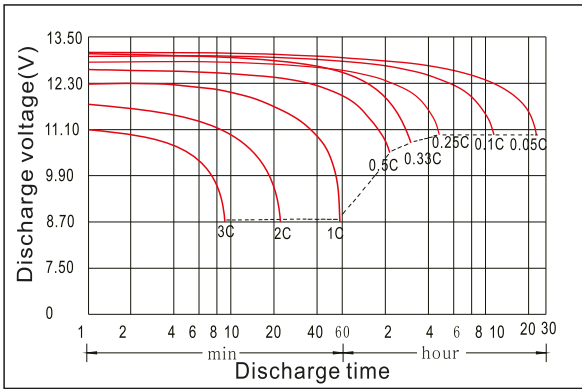
Constant Current Discharge Characteristics Unit: A (25°C, 77°F)

FV/Time	5min	15min	30min	1h	2h	3h	5h	8h	10h	20h
1.60V	110.1	59.0	36.0	20.6	12.31	8.48	5.14	3.30	2.67	1.529
1.65V	107.0	57.3	35.4	20.5	12.21	8.39	5.11	3.28	2.64	1.519
1.70V	102.9	56.0	34.8	20.4	12.10	8.28	5.03	3.23	2.63	1.510
1.75V	94.3	54.2	34.4	20.0	12.00	8.20	5.00	3.21	2.60	1.500
1.80V	84.5	50.4	32.9	19.5	11.79	8.15	4.88	3.13	2.56	1.490
1.85V	75.4	45.2	30.1	18.1	11.17	7.67	4.62	2.96	2.49	1.462

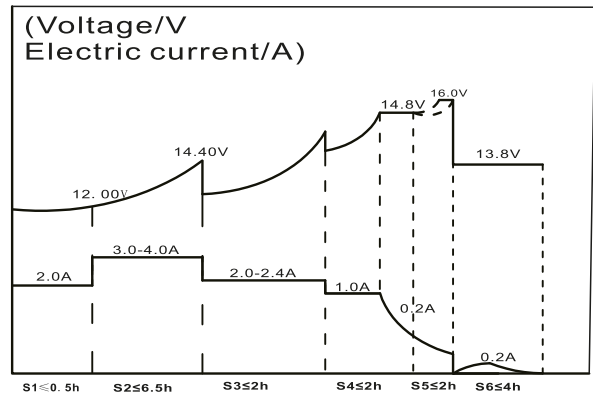
Constant Power Discharge Characteristics Unit: W/cell(25°C, 77°F)

FV/Time	5min	15min	30min	1h	2h	3h	5h	8h	10h	20h
1.60V	167.1	94.6	59.0	35.4	21.2	14.64	8.85	5.83	4.66	2.73
1.65V	161.0	92.6	58.6	35.0	21.2	14.44	8.82	5.77	4.64	2.72
1.70V	160.0	91.8	58.5	34.8	21.1	14.35	8.75	5.68	4.57	2.70
1.75V	148.8	91.1	58.3	34.5	20.9	14.30	8.68	5.67	4.53	2.68
1.80V	137.6	85.9	56.7	34.3	20.8	14.25	8.61	5.53	4.46	2.68
1.85V	122.3	77.0	52.0	31.9	19.9	13.57	8.20	5.27	4.39	2.66

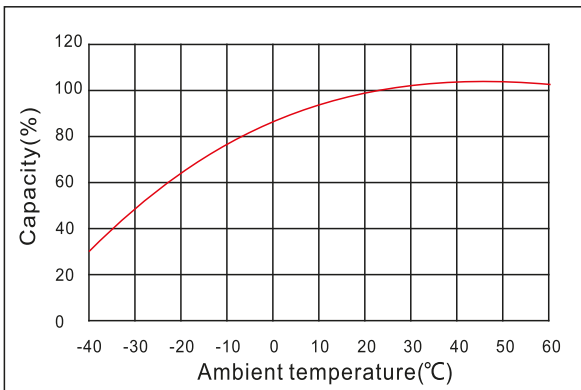
Discharge characteristic



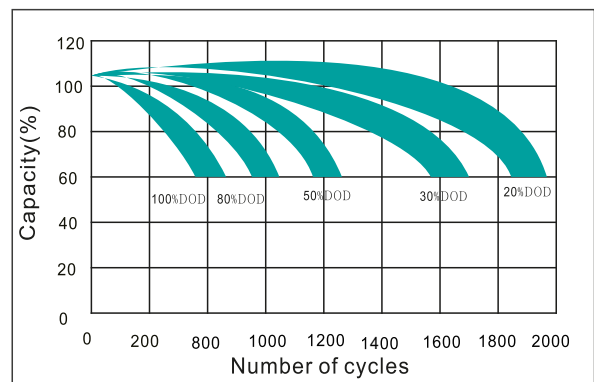
Charging characteristic



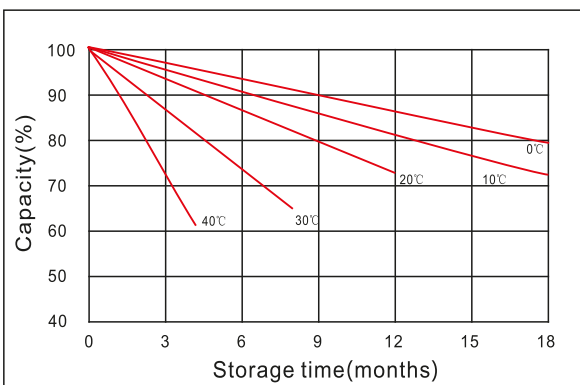
The effect of temperature on capacity



The effect of discharge depth on cycle life



Curves of self-discharge



Curves of open circuit voltage vs. capacity

